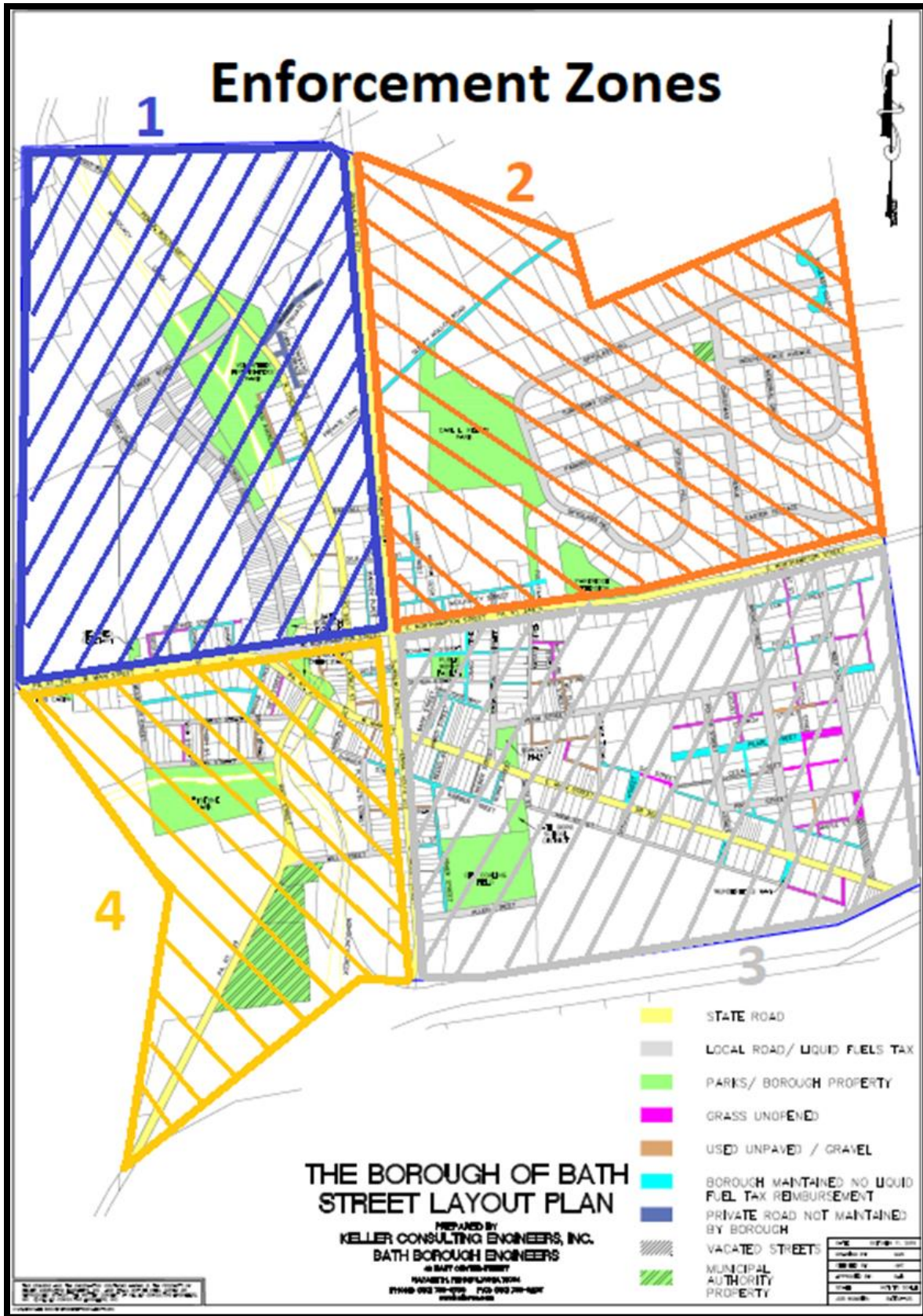
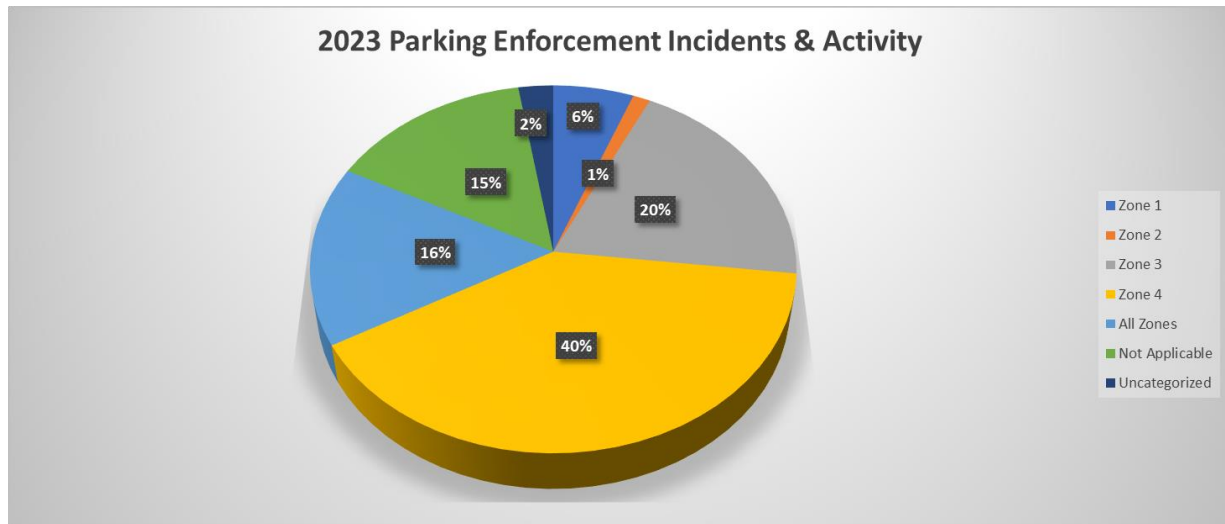


# 2023 PARKING ENFORCEMENT YEAR-IN-REVIEW



# 2023 PARKING ENFORCEMENT YEAR-IN-REVIEW

2023 Parking Enforcement Incidents & Activity		
Zone	# of Incidents	% of Total
Zone 1	88	5.9%
Zone 2	19	1.3%
Zone 3	296	19.7%
Zone 4	599	40.0%
All Zones	237	15.8%
Not Applicable	222	14.8%
Uncategorized	38	2.5%
<b>TOTAL</b>	<b>1499</b>	<b>100.0%</b>



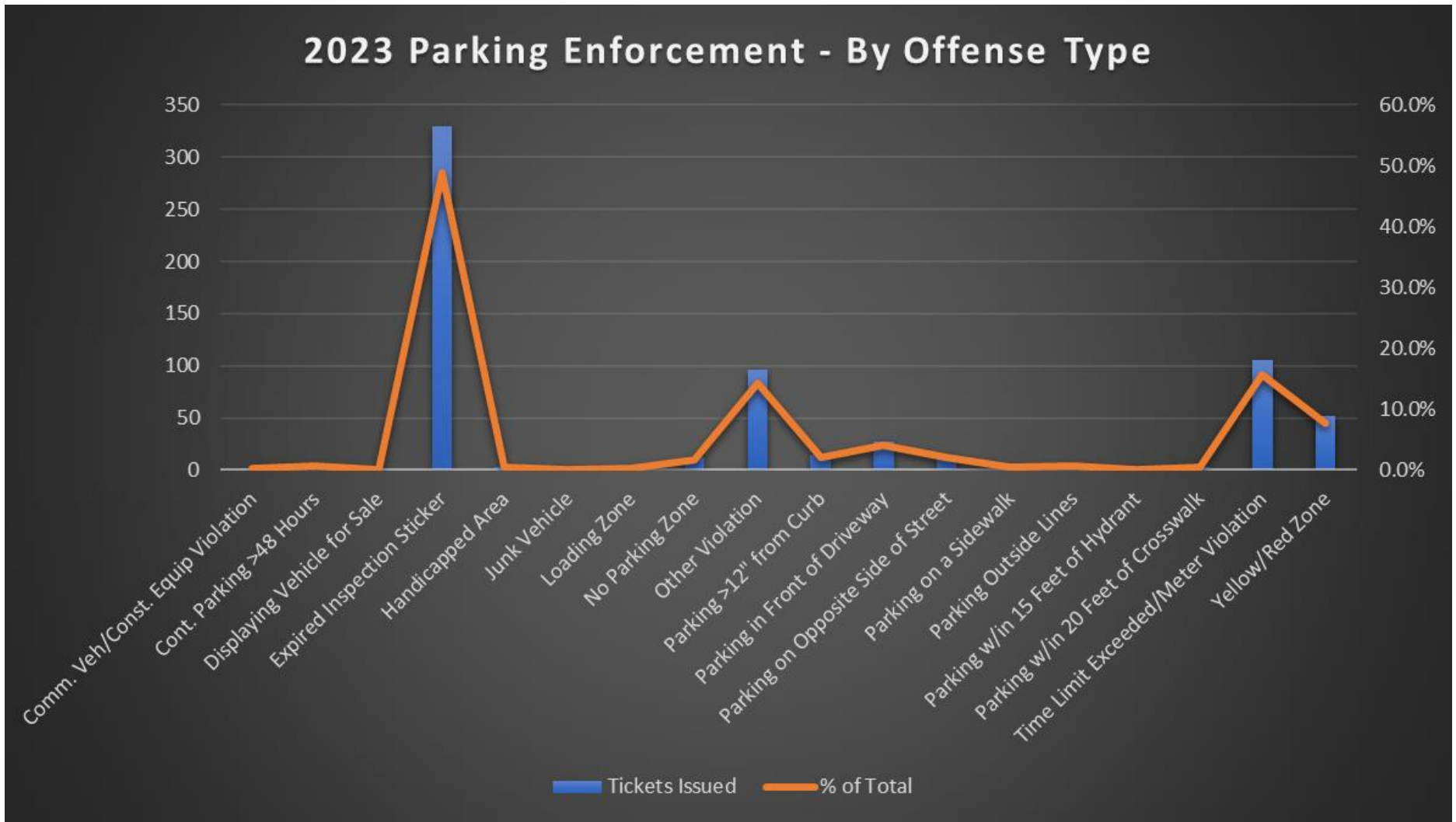
2023 Parking Tickets by Code Official		
Officer	Number of Tickets	% of Total
Officer Dave Smith	609	90.09%
Officer Mike Kovach	64	9.47%
Officer Shawn Leidy	2	0.30%
Officer Brad Flynn	1	0.15%
<b>TOTAL</b>	<b>676</b>	<b>100.00%</b>

## 2023 PARKING ENFORCEMENT YEAR-IN-REVIEW

<b>2023 Parking Enforcement Activity - Incident Origination</b>		
<b>Origination Type</b>	<b>Originations</b>	<b>% of Total</b>
Officer Call-Out or Complaint	7	0.5%
Officer Initiated	1486	99.1%
Not Applicable	6	0.4%
<b>TOTAL</b>	<b>1499</b>	<b>100.0%</b>

<b>2023 Parking Enforcement - By Offense Type</b>		
<b>Offense Type</b>	<b>Tickets Issued</b>	<b>% of Total</b>
Comm. Veh/Const. Equip Violation	2	0.3%
Cont. Parking >48 Hours	5	0.7%
Displaying Vehicle for Sale	1	0.1%
Expired Inspection Sticker	330	48.8%
Handicapped Area	3	0.4%
Junk Vehicle	1	0.1%
Loading Zone	2	0.3%
No Parking Zone	12	1.8%
Other Violation	96	14.2%
Parking >12" from Curb	14	2.1%
Parking in Front of Driveway	27	4.0%
Parking on Opposite Side of Street	14	2.1%
Parking on a Sidewalk	3	0.4%
Parking Outside Lines	4	0.6%
Parking w/in 15 Feet of Hydrant	1	0.1%
Parking w/in 20 Feet of Crosswalk	3	0.4%
Time Limit Exceeded/Meter Violation	106	15.7%
Yellow/Red Zone	52	7.7%
<b>TOTAL</b>	<b>676</b>	<b>100.0%</b>

# 2023 PARKING ENFORCEMENT YEAR-IN-REVIEW



# 2023 PARKING ENFORCEMENT YEAR-IN-REVIEW

2023 Parking Tickets by Zone		
Zone	Tickets Issued	% of Total
Zone 1	87	12.9%
Zone 2	17	2.5%
Zone 3	265	39.2%
Zone 4	307	45.4%
<b>TOTAL</b>	<b>676</b>	<b>100.0%</b>

