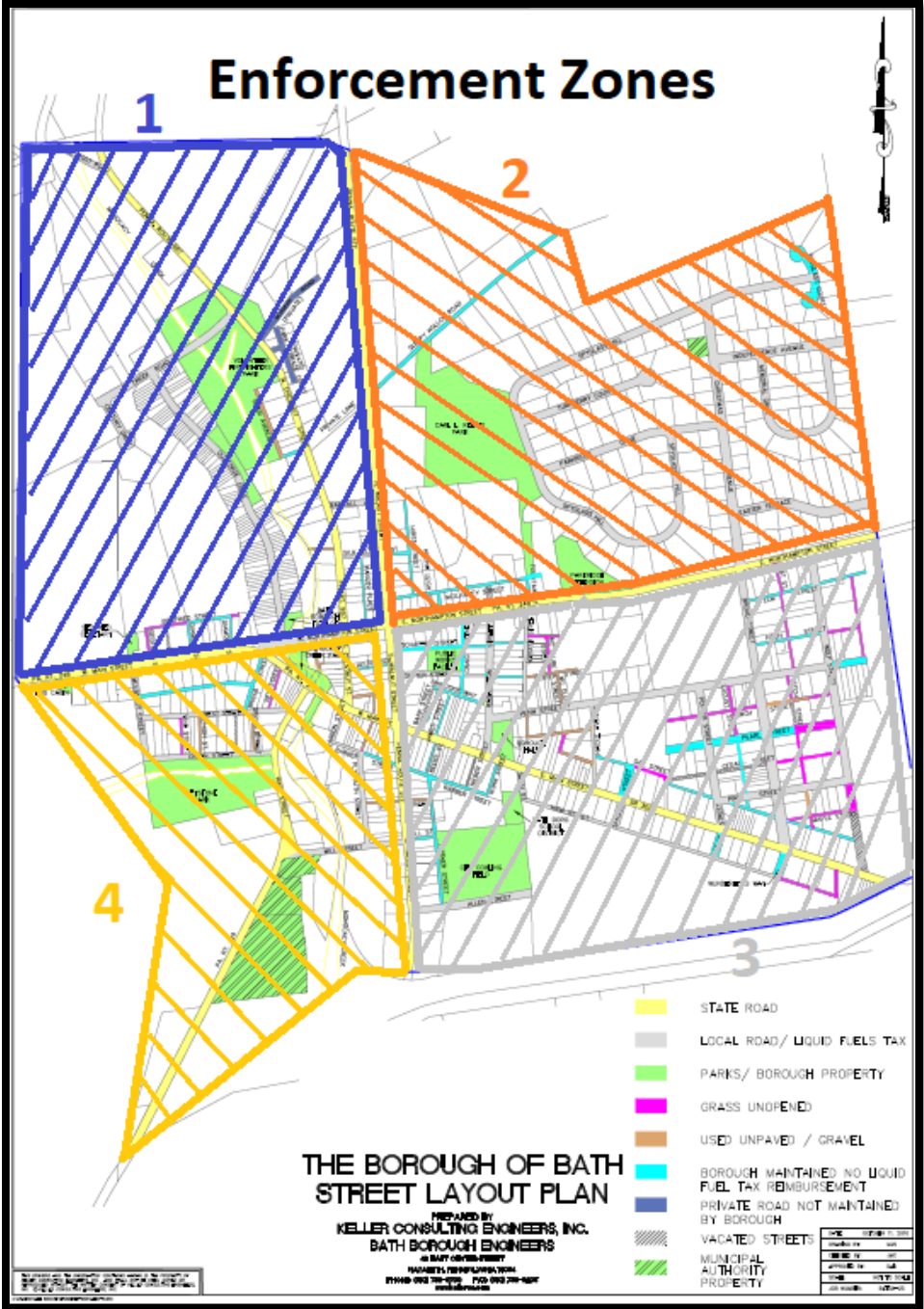


2024 QUALITY OF LIFE PROGRAM YEAR-IN-REVIEW

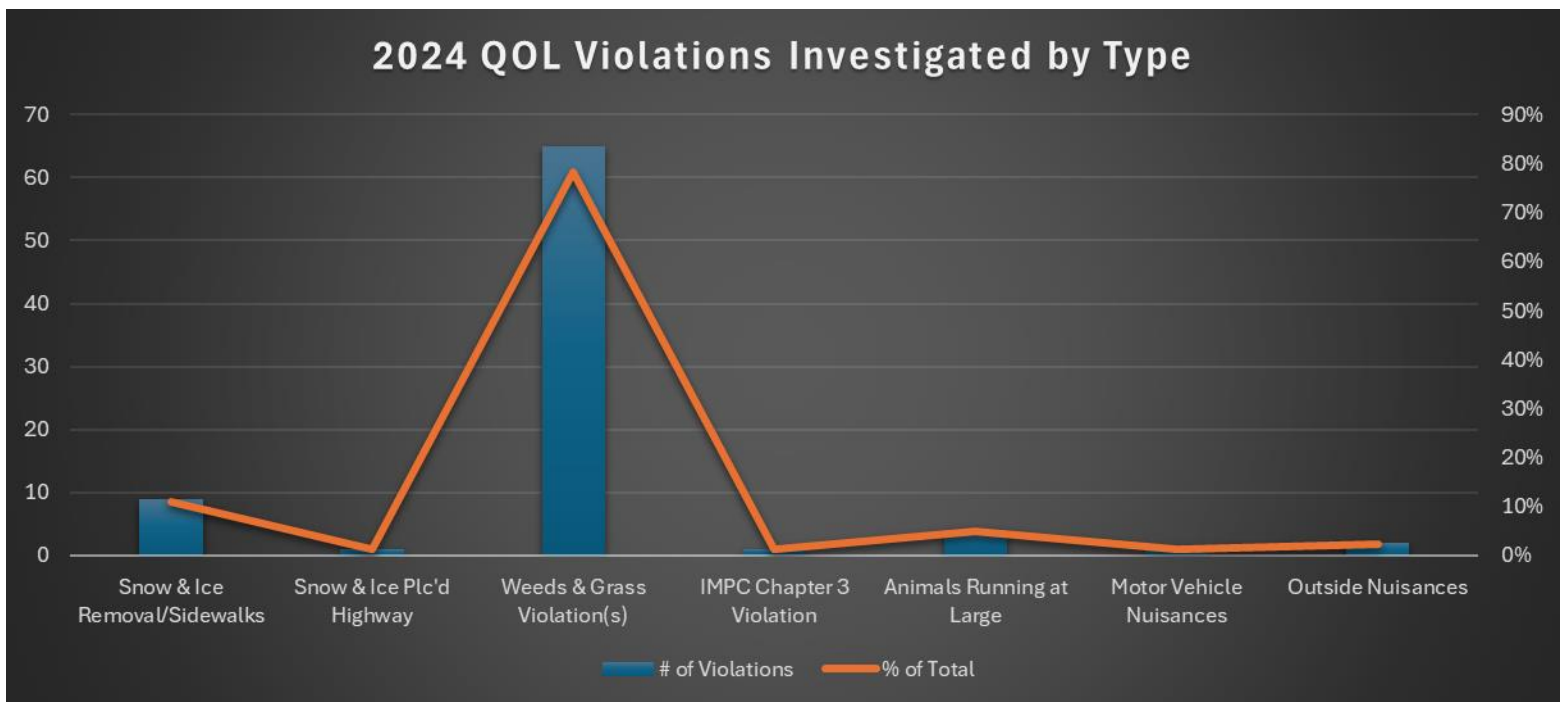


2024 QUALITY OF LIFE PROGRAM YEAR-IN-REVIEW

2024 QOL ALL Enforcement Type by Zone				
Zone	QOL Tickets Issued	Verbal or Warning	Checked/Unfounded	TOTAL
1	18	0	0	18
2	3	0	0	3
3	28	5	1	34
4	28	0	0	28
TOTAL	77	5	1	83

2024 QUALITY OF LIFE PROGRAM YEAR-IN-REVIEW

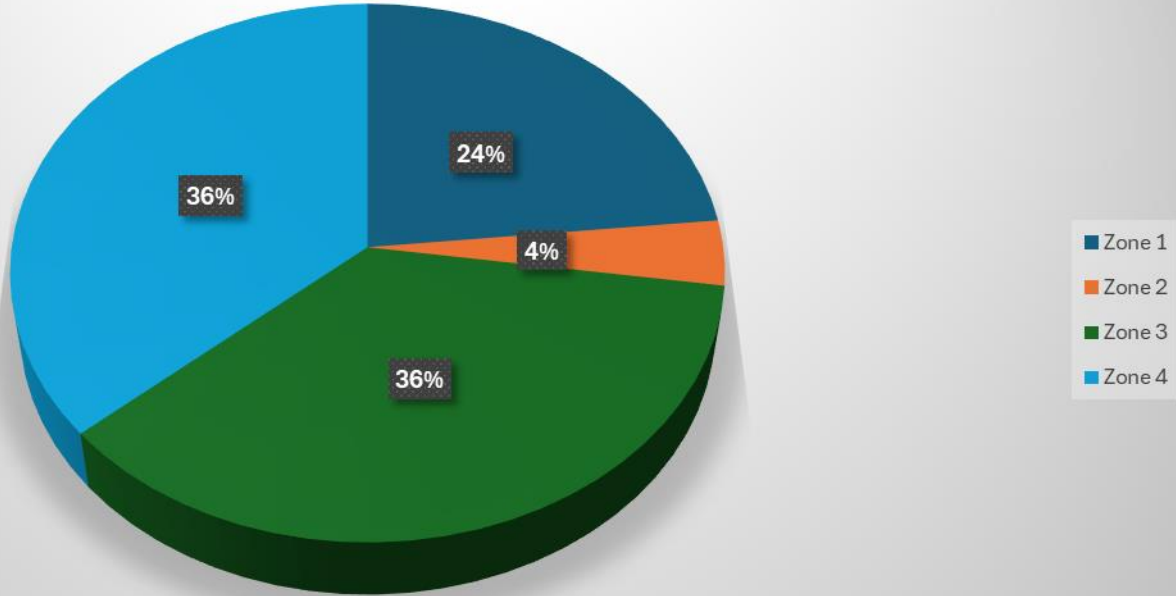
2024 QOL Violations Investigated by Type		
QOL Violation	# of Violations	% of Total
Snow & Ice Removal/Sidewalks	9	11%
Snow & Ice Plc'd Highway	1	1%
Weeds & Grass Violation(s)	65	78%
IMPC Chapter 3 Violation	1	1%
Animals Running at Large	4	5%
Motor Vehicle Nuisances	1	1%
Outside Nuisances	2	2%
TOTAL	83	100%



2024 QUALITY OF LIFE PROGRAM YEAR-IN-REVIEW

2024 QOL Enforcement Tickets by Zone		
Zone	QOL Tickets	% of Total
Zone 1	18	23%
Zone 2	3	4%
Zone 3	28	36%
Zone 4	28	36%
TOTAL	77	100%

2024 QOL Tickets Issued by Zone



2024 QUALITY OF LIFE PROGRAM YEAR-IN-REVIEW

2024 QOL Case Origination		
Case Origination Method	Quantity	% of Total
Officer Initiated	73	88%
Officer Call-Out	9	11%
Officer Flagged-Down by Citizen	1	1%
TOTAL	83	100%

